

# UNIVERSITY ATHLETIC ASSOCIATION

Financial Facts: Fiscal Year Ending June 30, 2008

## REVENUE

Football	\$	26,753,048
Men's Basketball		6,281,148
Other Sports		689,528
Auxiliaries		13,350,088
Camps		3,128,399
Other		15,695,841
Booster Contributions		40,132,843

**Total Revenue** \$ **106,030,895**

## EXPENSES & CONTRIBUTIONS

Football Team Expenses	\$	14,645,758
Men's Basketball Team Expenses		6,678,283
Other Sports Team Expenses		11,761,299
Scholarships		7,705,076
Support Services		10,244,256
General & Administrative		19,959,389
Auxiliaries		4,831,730
Camps		3,093,684
Depreciation & Amortization		6,645,089
Interest		2,937,858

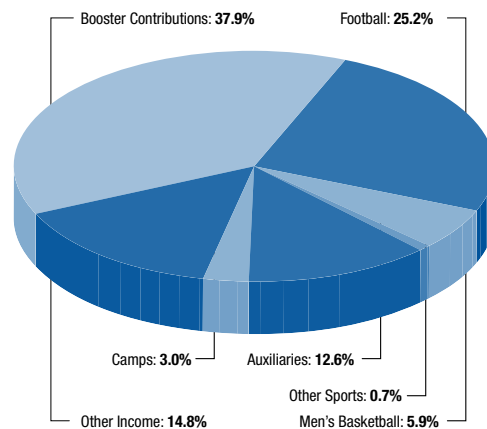
**Total Expenses** \$ **88,502,422**

**Excess Before Contributions** \$ **17,528,473**

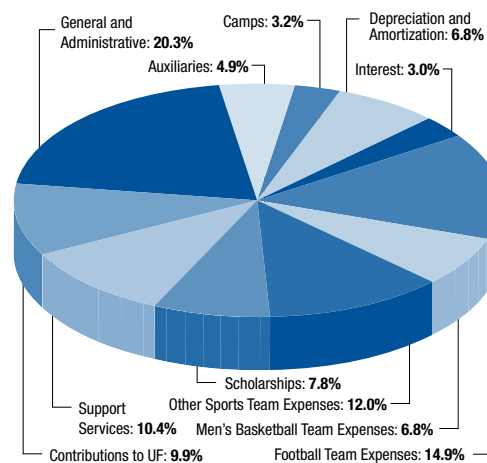
Contributions to the University of Florida \$ 9,696,161

**Excess of Revenue Over Expenses** \$ **7,832,312**

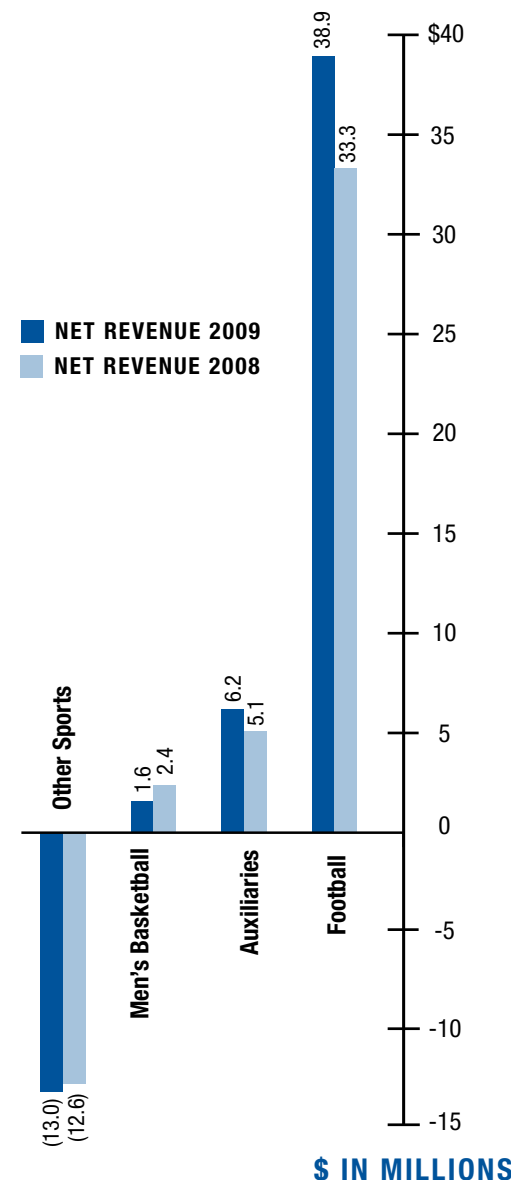
## REVENUE



## EXPENSES & CONTRIBUTIONS



## BUDGETED NET REVENUE CONTRIBUTED



# GATOR BOOSTERS, INC.

Financial Facts: Fiscal Year Ending June 30, 2008

## SUPPORT & REVENUE

Football-related Contributions	\$	32,971,153
Basketball-related Contributions		2,247,263
Capital Improvement Contributions		10,254,351
Special Events & Other Contributions		125,702
Investment Income		
Endowment		1,383,132
Other		126,033

**Total Support and Revenue**                   **\$**     **47,107,634**

## EXPENSES & CONTRIBUTIONS

Salaries and Benefits	\$	1,027,703
Publication Expenses		44,167
Promotion		1,143,110
Meeting and Travel		91,260
General and Administrative		395,076
Investment/Gift Fees		337,775
Suite Expenses		79,462
Special Events		47,799
Contributions to UFF		201,136

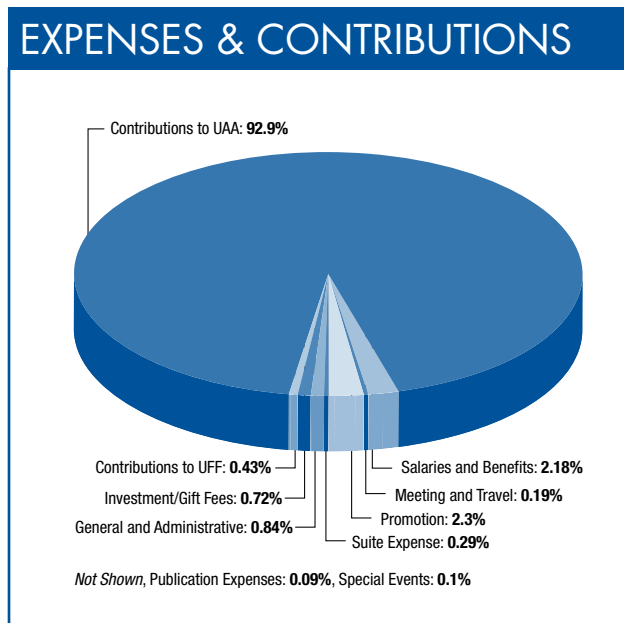
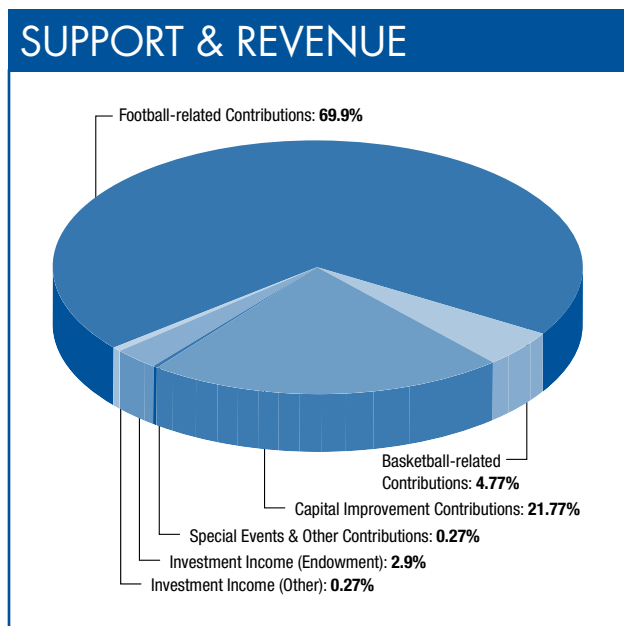
**Total Expenses**                                   **\$**     **3,367,488**

**Excess of Support and Revenue  
Over Expenses**                                   **\$**     **43,740,146**

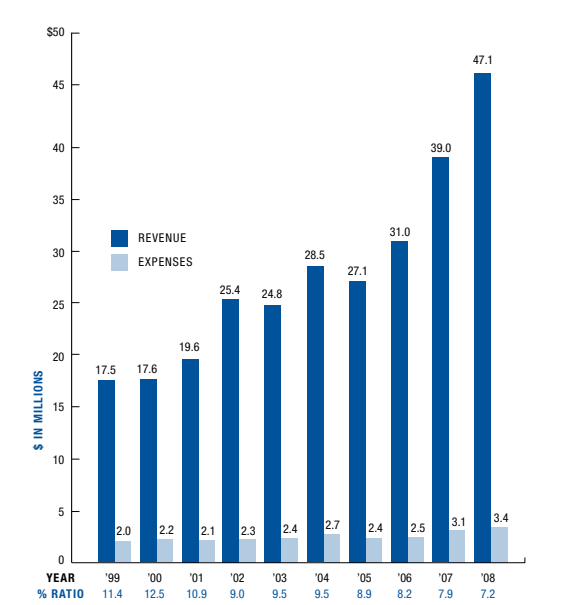
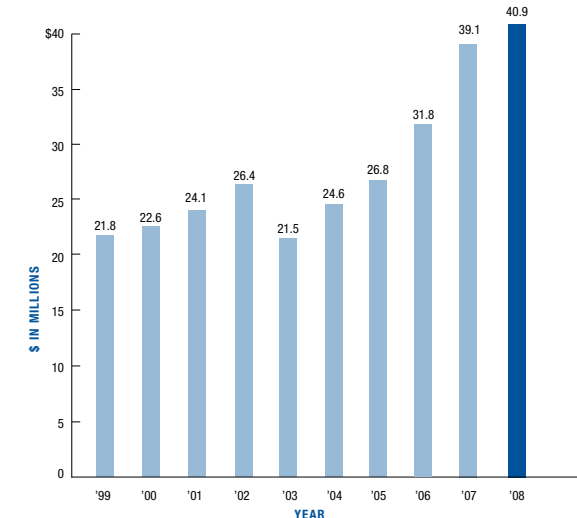
Contributions to the University  
Athletic Association                           **\$**     **43,760,388**

Excess of support and revenue over expenses transferred  
to the UAA to provide for scholarships and athletic facilities.

**Total Excess of Revenue Over Expenses**   **\$**     **(20,242)**



## ATHLETIC EDUCATION FUND & RATIO OF REVENUE TO EXPENSES HISTORIES



FINANCIALS - GATOR BOOSTERS, INC.